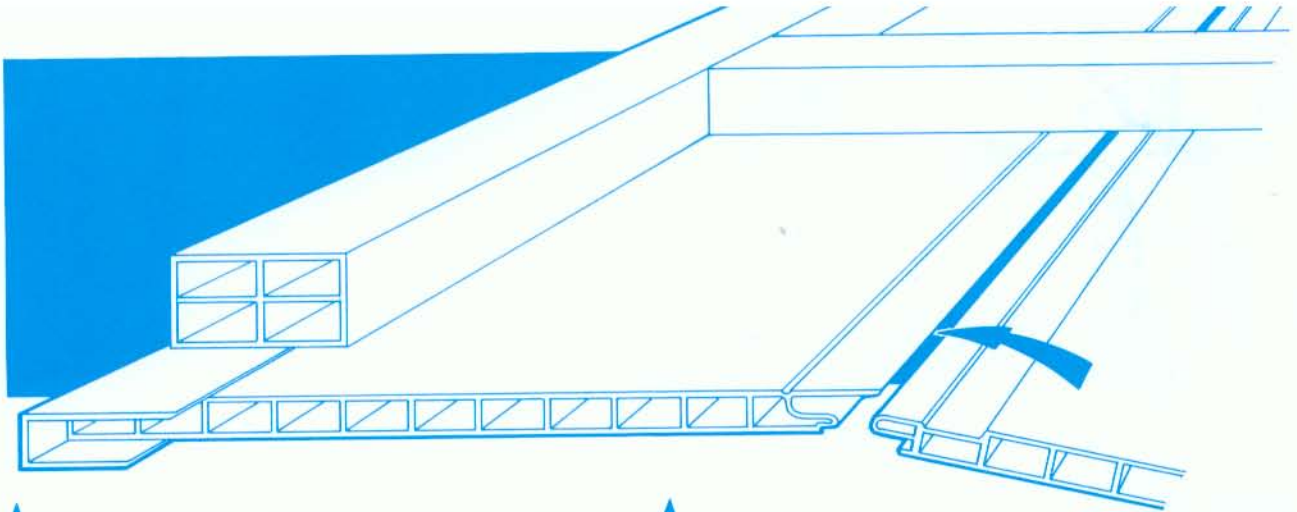
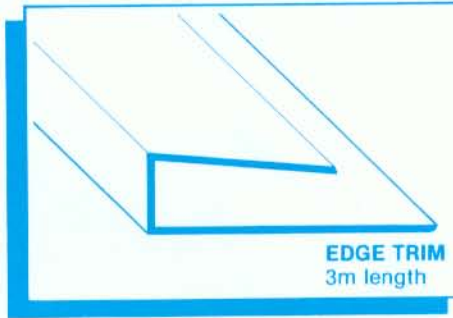
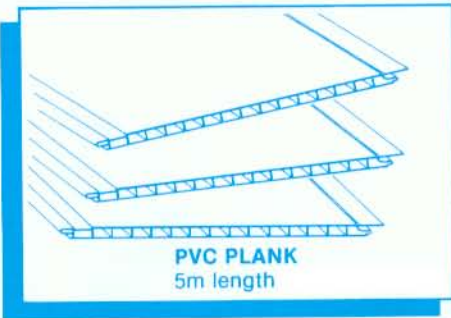


BAY PLASTICS HYGIENIC PVC CEILINGS



★ Hollow space feature prevents condensation and provides good insulation properties

★ The specially designed jointing system ensures the best possible seal between each plank and allows for thorough and regular cleaning



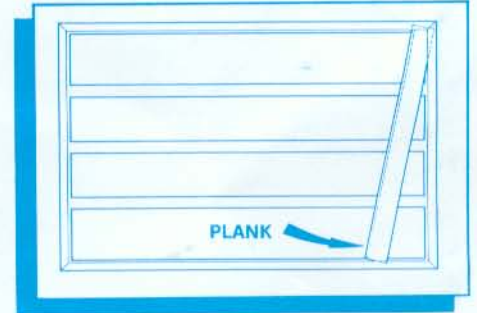
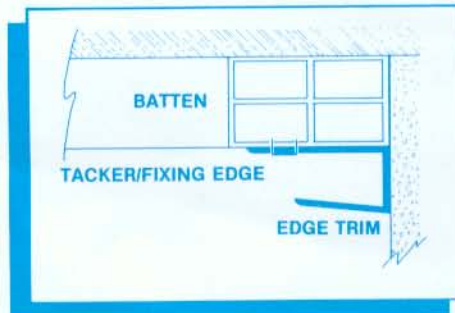
*Please Note: Bay Plastics do not supply battens.

C501
WHITE 5MTR X 250MM

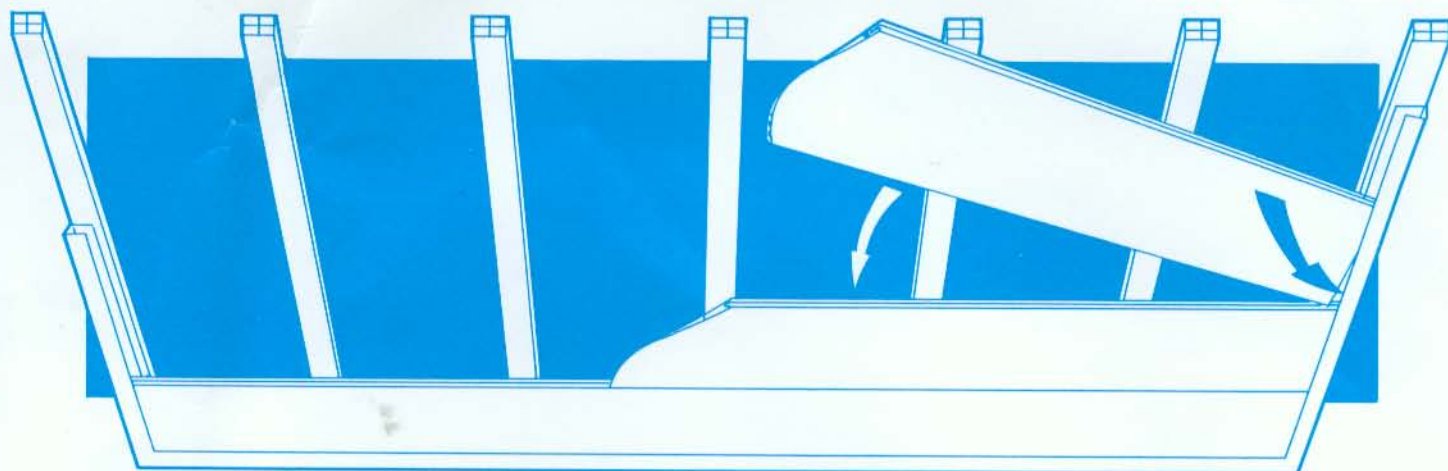
C302
WHITE 5MTR EDGE STRIP

1 A framework of battens (**optional**)* must first be fastened to the existing ceiling or suspended from purlins at 40 - 60cm intervals. Battens must also run around the perimeter of the ceiling area *NB Battens must run at right angles to the desired direction of your ceiling planks.*

2 Using 12mm - 14mm stainless steel staples, fix the edge trim around the perimeter batten as close as possible to the walls. Calculate the length of plank required by measuring from edge trim on wall (A) to edge trim on wall (B).



EASY TO WORK COMPONENTS SIMPLE PROCEDURES TO INSTALL



A complimentary range of PVC fixing accessories allow fast, easy installation with minimal loss of valuable production time

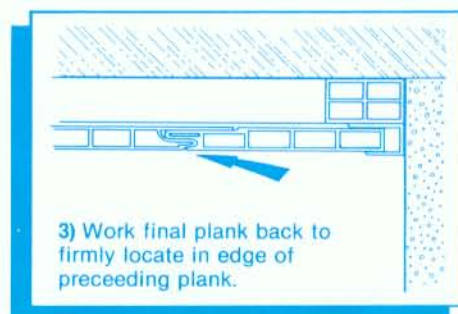
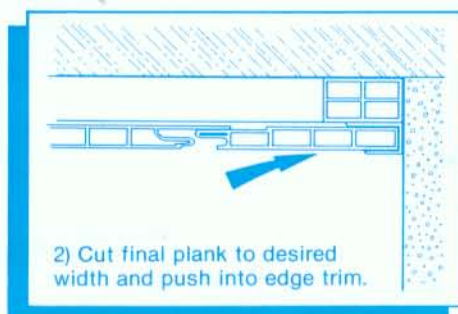
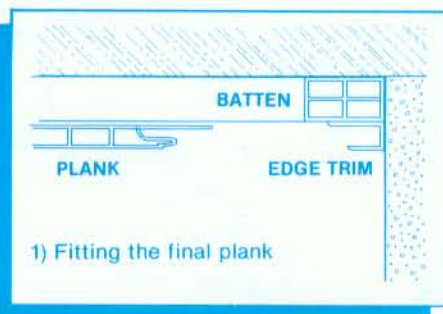


Planks are manufactured from 'FOOD SAFE' PVC and have a Class 1 fire rating

- ★ Enhances appearance of production areas as well as increasing hygiene levels
- ★ Satisfies all current food safety legislation

3 Deduct 2cm from this length and cut your plank to this size. Insert plank with the tongue into edge trim and push into position. Now staple plank into place at each batten by fastening through the planks fixing edge.

4 Once the first plank is in place, simply push the remaining planks into the groove of the preceding plank and staple into position as before. Before installing final plank, ensure you trim the plank to the desired width, then work into the edge trim with a pallet knife.



For further information on Hygienic PVC Ceiling Cladding or any other wall cladding materials, please contact us now on:

Tel: +44 (0) 191 2580777
Fax: +44 (0) 191 2581010

sales@bayplastics.co.uk
www.bayplastics.co.uk

